

May 6, 2025 Primary/Special Election
Unofficial Certification of Results
Signature Form

We, the undersigned Members of the Board of Elections of County indicated below, do hereby certify that the Unofficial Results of the Election (county specific and most-populous, if applicable) submitted to the Secretary of State's office are valid and accurate, and the number of absentee voters reconciles with the number of absentee ballots cast and counted.

Sandusky
County Name

IN WITNESS WHEREOF, we have subscribed our names officially on the date indicated below:


May 6, 2025
Today's Date

Prior to signing this form, please prepare an email to Results@OhioSoS.gov with the following attachments and check them off prior to signing the form ensuring the correct attachments are with the email:


- Summary Report (if a separate report from Group Detail. If this report is unavailable, please contact your vendor)
- Group Detail Report




Director



Deputy Director




Board Member



Board Member



Board Member



Board Member

Election Summary with Group Detail
2025 Primary Election
May 6, 2025

Unofficial Results

Sandusky County, Ohio

STATISTICS

	TOTAL	Election Day	In Office	Absentee	Provisional
Election Day Precincts Reporting	58 of 58	58	0	0	0
Registered Voters - Total	40,667				
Registered Voters - Republican	594				
Registered Voters - Nonpartisan	40,073				
Ballots Cast - Total	4,089	3,442	359	288	0
Ballots Cast - Republican	481	406	27	48	0
Ballots Cast - Nonpartisan	3,608	3,036	332	240	0
Voter Turnout - Total	10.05%				
Voter Turnout - Republican	80.98%				
Voter Turnout - Nonpartisan	9.00%				

Election Summary with Group Detail
 2025 Primary Election
 May 6, 2025

Unofficial Results

Sandusky County, Ohio

Rep President of Council City of Bellevue

Vote For 1

	TOTAL	VOTE %	Election Day	In Office	Absentee	Provisional
Ronald Smith	275	100.00%	244	12	19	0
Total Votes Cast	275	100.00%	244	12	19	0
Overvotes	0		0	0	0	0
Undervotes	62		56	2	4	0
Contest Totals	337		300	14	23	0

Rep Treasurer City of Bellevue

Vote For 1

	TOTAL	VOTE %	Election Day	In Office	Absentee	Provisional
David W. Freitag	277	100.00%	248	12	17	0
Total Votes Cast	277	100.00%	248	12	17	0
Overvotes	0		0	0	0	0
Undervotes	60		52	2	6	0
Contest Totals	337		300	14	23	0

Rep Member of Council at Large City of Bellevue

Vote For 3

	TOTAL	VOTE %	Election Day	In Office	Absentee	Provisional
Joseph Burkhart	223	30.38%	198	10	15	0
Adam Morrison	174	23.71%	161	7	6	0
Beverly J. Ommert	162	22.07%	138	9	15	0
Kendall C. Shepherd	175	23.84%	154	8	13	0
Total Votes Cast	734	100.00%	651	34	49	0
Overvotes	0		0	0	0	0
Undervotes	277		249	8	20	0
Contest Totals	1,011		900	42	69	0

Election Summary with Group Detail
2025 Primary Election

Unofficial Results

May 6, 2025

Sandusky County, Ohio

Rep Member of Council City of Bellevue 1st Ward

Vote For 1

	TOTAL	VOTE %	Election Day	In Office	Absentee	Provisional
No Valid Petition Filed	0		0	0	0	0
Total Votes Cast	0		0	0	0	0
Overvotes	0		0	0	0	0
Undervotes	203		181	9	13	0
Contest Totals	203		181	9	13	0

Rep Member of Council City of Bellevue 2nd Ward

Vote For 1

	TOTAL	VOTE %	Election Day	In Office	Absentee	Provisional
No Valid Petition Filed	0		0	0	0	0
Total Votes Cast	0		0	0	0	0
Overvotes	0		0	0	0	0
Undervotes	134		119	5	10	0
Contest Totals	134		119	5	10	0

Rep Member of Council City of Fremont 3rd Ward

Vote For 1

	TOTAL	VOTE %	Election Day	In Office	Absentee	Provisional
Richard Schwable	74	59.68%	55	9	10	0
John W. Tate Jr.	50	40.32%	41	2	7	0
Total Votes Cast	124	100.00%	96	11	17	0
Overvotes	0		0	0	0	0
Undervotes	17		7	2	8	0
Contest Totals	141		103	13	25	0

Election Summary with Group Detail
2025 Primary Election
May 6, 2025

Unofficial Results

Sandusky County, Ohio

State Issue 2

Vote For 1

	TOTAL	VOTE %	Election Day	In Office	Absentee	Provisional
YES	2,563	63.44%	2,122	223	218	0
NO	1,477	36.56%	1,275	135	67	0
Total Votes Cast	4,040	100.00%	3,397	358	285	0
Overvotes	1		1	0	0	0
Undervotes	48		44	1	3	0
Contest Totals	4,089		3,442	359	288	0

Rice Township Tax Levy Fire

Vote For 1

	TOTAL	VOTE %	Election Day	In Office	Absentee	Provisional
For the Tax Levy	73	62.39%	65	8	0	0
Against the Tax Levy	44	37.61%	38	4	2	0
Total Votes Cast	117	100.00%	103	12	2	0
Overvotes	0		0	0	0	0
Undervotes	0		0	0	0	0
Contest Totals	117		103	12	2	0

Bellevue City School District Income Tax

Vote For 1

	TOTAL	VOTE %	Election Day	In Office	Absentee	Provisional
For the Tax	474	62.20%	410	27	37	0
Against the Tax	288	37.80%	261	15	12	0
Total Votes Cast	762	100.00%	671	42	49	0
Overvotes	0		0	0	0	0
Undervotes	3		2	0	1	0
Contest Totals	765		673	42	50	0

Local Liquor Option Sheetz Sunday Sandusky Twp D

Vote For 1

	TOTAL	VOTE %	Election Day	In Office	Absentee	Provisional
YES	62	63.27%	53	7	2	0
NO	36	36.73%	30	5	1	0
Total Votes Cast	98	100.00%	83	12	3	0
Overvotes	0		0	0	0	0
Undervotes	0		0	0	0	0
Contest Totals	98		83	12	3	0