

STATISTICS

	TOTAL
Election Day Precincts Reporting	58 of 58
Registered Voters - Total	39,925
Ballots Cast - Total	9,796
Voter Turnout - Total	24.54%

President of Council City of Bellevue

Vote For 1

	TOTAL	VOTE %
Rep Ronald L. Smith	393	100.00%
Total Votes Cast	393	100.00%
Overvotes	0	
Undervotes	106	
Contest Totals	499	

Treasurer City of Bellevue

Vote For 1

	TOTAL	VOTE %
Rep David W. Freitag	392	100.00%
Total Votes Cast	392	100.00%
Overvotes	0	
Undervotes	107	
Contest Totals	499	

Member of Council at Large City of Bellevue

Vote For 3

	TOTAL	VOTE %
Erin Downing	235	36.15%
Rep Kendall C. Shepherd	335	51.54%
Write-In Totals	80	12.31%
Write-In: Lee Waldrup	37	5.69%
Write-In: Dustin Branco	30	4.62%
Write-In: Invalid	13	2.00%
Not Assigned	0	0.00%
Total Votes Cast	650	100.00%
Overvotes	0	
Undervotes	847	
Contest Totals	1,497	

Member of Council First Ward

Vote For 1

	TOTAL	VOTE %
Duane Baker	231	100.00%
Total Votes Cast	231	100.00%
Overvotes	0	
Undervotes	75	
Contest Totals	306	

Member of Council Second Ward

Vote For 1

	TOTAL	VOTE %
William Brugnone	156	100.00%
Total Votes Cast	156	100.00%
Overvotes	0	
Undervotes	37	
Contest Totals	193	

Member of Council City of Clyde

Vote For 3

	TOTAL	VOTE %
Scott Black	511	18.35%
Bobbie Boyer	318	11.42%
Steve Keegan	487	17.49%
Doug McCauley	686	24.64%
Chris Shay	499	17.92%
Gary A. Smith	283	10.17%
Total Votes Cast	2,784	100.00%
Overvotes	3	
Undervotes	561	
Contest Totals	3,348	

Treasurer City of Fremont

Vote For 1

	TOTAL	VOTE %
Dem Holly R. Elder	971	51.57%
Rep Kristine Weiss	912	48.43%
Total Votes Cast	1,883	100.00%
Overvotes	1	
Undervotes	26	
Contest Totals	1,910	

Member of Council First Ward

Vote For 1

	TOTAL	VOTE %
Rep Justin C. Smith	310	58.60%
Dem Cassandra Tucker	219	41.40%
Total Votes Cast	529	100.00%
Overvotes	0	
Undervotes	6	
Contest Totals	535	

Member of Council Second Ward

Vote For 1

	TOTAL	VOTE %
Rep Andy Roberts	171	41.20%
Dem James S. Sleek	244	58.80%
Total Votes Cast	415	100.00%
Overvotes	0	
Undervotes	18	
Contest Totals	433	

Member of Council Third Ward

Vote For 1

	TOTAL	VOTE %
Dem Angie Ruiz	306	100.00%
Total Votes Cast	306	100.00%
Overvotes	0	
Undervotes	190	
Contest Totals	496	

Member of Council Fourth Ward

Vote For 1

	TOTAL	VOTE %
Rep Timothy Honaker	214	48.42%
Dem Christopher E. Liebold	228	51.58%
Total Votes Cast	442	100.00%
Overvotes	1	
Undervotes	3	
Contest Totals	446	

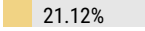
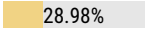
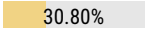

Member of Council Village of Burgoon

Vote For 4

	TOTAL	VOTE %
Mary C. Burmeister	26	25.00%
Danny Griffith	23	22.12%
Hope Thrasher	31	29.81%
Sharon Watson	24	23.08%
Total Votes Cast	104	100.00%
Overvotes	0	
Undervotes	32	
Contest Totals	136	


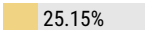

Member of Council Village of Gibsonburg

Vote For 4

	TOTAL	VOTE %
Ryan Bowling	231	 21.12%
Charles Gerwin	317	 28.98%
Donald M. Kirwen	337	 30.80%
Dan Slack	209	 19.10%
Total Votes Cast	1,094	100.00%
Overvotes	0	
Undervotes	758	
Contest Totals	1,852	

Member of Council Village of Green Springs

Vote For 4

	TOTAL	VOTE %
Angela M. Bliss	41	 25.15%
Robin Ross	41	 25.15%
William E. Young	81	 49.69%
No Valid Petition Filed	0	0.00%
Total Votes Cast	163	100.00%
Overvotes	0	
Undervotes	249	
Contest Totals	412	

Member of Council Village of Helena

Vote For 4

	TOTAL	VOTE %
Timothy Nieset	33	27.05%
Zachary Smithson	39	31.97%
Write-In Totals	50	40.98%
Write-In: Amy Kessler	29	23.77%
Write-In: Sandra Carper-Smith	19	15.57%
Write-In: Invalid	2	1.64%
Not Assigned	0	0.00%
Total Votes Cast	122	100.00%
Overvotes	0	
Undervotes	106	
Contest Totals	228	

Member of Council Village of Lindsey

Vote For 4

	TOTAL	VOTE %
Anne M. Arnold	57	31.84%
Barbra Opelt	64	35.75%
Cheryl A. Overmyer	58	32.40%
No Valid Petition Filed	0	0.00%
Total Votes Cast	179	100.00%
Overvotes	0	
Undervotes	145	
Contest Totals	324	

Member of Council Village of Woodville

Vote For 4

	TOTAL	VOTE %
Dennis Fetzer	148	33.11%
Kelly A. O'Connor	134	29.98%
Earl Ransom	140	31.32%
Write-In Totals	25	5.59%
Write-In: Joseph Riffle	14	3.13%
Write-In: Invalid	11	2.46%
Not Assigned	0	0.00%
Total Votes Cast	447	100.00%
Overvotes	0	
Undervotes	521	
Contest Totals	968	

Township Trustees Township of Ballville

Vote For 2

	TOTAL	VOTE %
David John Fleming	372	12.18%
W. Robert Kusmer	921	30.17%
April Pratt	82	2.69%
Mary Ann Reser	894	29.28%
Bill A. Rusch, Jr.	515	16.87%
Ezekiel Villarreal	269	8.81%
Total Votes Cast	3,053	100.00%
Overvotes	6	
Undervotes	277	
Contest Totals	3,336	

Township Trustees Township of Green Creek

Vote For 2

	TOTAL	VOTE %
Ken Bonnigson	493	44.37%
Zachary Funkhouser	234	21.06%
Robert Shaw	384	34.56%
Total Votes Cast	1,111	100.00%
Overvotes	0	
Undervotes	309	
Contest Totals	1,420	

Township Trustees Township of Jackson

Vote For 2

	TOTAL	VOTE %
Jonathon Timmons	269	100.00%
No Valid Petition Filed	0	0.00%
Total Votes Cast	269	100.00%
Overvotes	0	
Undervotes	353	
Contest Totals	622	

Township Trustees Township of Madison

Vote For 2

	TOTAL	VOTE %
Kent Kirsch	492	47.95%
Kevin Shammo	534	52.05%
Total Votes Cast	1,026	100.00%
Overvotes	0	
Undervotes	390	
Contest Totals	1,416	

Township Trustees Township of Rice

Vote For 2

	TOTAL	VOTE %
Timothy J. King	90	49.72%
William C. Lamalie	91	50.28%
Total Votes Cast	181	100.00%
Overvotes	0	
Undervotes	107	
Contest Totals	288	

Township Trustees Township of Riley

Vote For 2

	TOTAL	VOTE %
Brian Gibbs	157	54.90%
David Sachs	129	45.10%
Total Votes Cast	286	100.00%
Overvotes	0	
Undervotes	110	
Contest Totals	396	

Township Trustees Township of Sandusky

Vote For 2

	TOTAL	VOTE %
Robert Bordner	177	15.22%
Paul K. Lotycz	420	36.11%
Thomas E. Walsh	158	13.59%
Michael P. Willis	408	35.08%
Total Votes Cast	1,163	100.00%
Overvotes	2	
Undervotes	195	
Contest Totals	1,360	

Township Trustees Township of Scott

Vote For 2

	TOTAL	VOTE %
Kevin P. Ruth	135	43.69%
Scott J. Wasserman	174	56.31%
Total Votes Cast	309	100.00%
Overvotes	0	
Undervotes	111	
Contest Totals	420	

Township Trustees Township of Townsend

Vote For 2

	TOTAL	VOTE %
John W. Steager	205	48.93%
Paul Martin Warner	214	51.07%
Total Votes Cast	419	100.00%
Overvotes	0	
Undervotes	201	
Contest Totals	620	

Township Trustees Township of Washington

Vote For 2

	TOTAL	VOTE %
James M. Bolen	254	50.00%
Robert M. Reed	254	50.00%
Total Votes Cast	508	100.00%
Overvotes	0	
Undervotes	236	
Contest Totals	744	

Township Trustees Township of Woodville

Vote For 2

	TOTAL	VOTE %
Kenneth E. Green	250	45.79%
Paul Runion	296	54.21%
Total Votes Cast	546	100.00%
Overvotes	0	
Undervotes	304	
Contest Totals	850	

Township Trustees Township of York

Vote For 2

	TOTAL	VOTE %
R.C. Keith	262	47.99%
H. Lee Watson	284	52.01%
Total Votes Cast	546	100.00%
Overvotes	0	
Undervotes	318	
Contest Totals	864	

Township Fiscal Officer UTE 3-31-24 Township of York

Vote For 1

	TOTAL	VOTE %
Harleigh Keegan	150	37.50%
Andrew C. Morfier	250	62.50%
Total Votes Cast	400	100.00%
Overvotes	0	
Undervotes	32	
Contest Totals	432	

Member of Board of Education Bellevue CSD

Vote For 2

	TOTAL	VOTE %
Ashley Koch	486	47.79%
Jennifer Manbeck-Rogers	531	52.21%
Total Votes Cast	1,017	100.00%
Overvotes	0	
Undervotes	609	
Contest Totals	1,626	

Member of Board of Education UTE 12-31-23 Bellevue CSD

Vote For 1

	TOTAL	VOTE %
No Valid Petition Filed	0	
Total Votes Cast	0	
Overvotes	0	
Undervotes	813	
Contest Totals	813	

Member of Board of Education Clyde-Green Springs EVSD

Vote For 3

	TOTAL	VOTE %
Michael L. Cleveland	807	15.98%
Kenneth J. DeChant, III	816	16.16%
Megan Miller	965	19.11%
Aaron Morgan	627	12.42%
Dennis Mosier	891	17.65%
Patricia A. Prunty	733	14.52%
Write-In Totals	210	4.16%
Write-In: Mark Rosche	201	3.98%
Write-In: Invalid	9	0.18%
Not Assigned	0	0.00%
Total Votes Cast	5,049	100.00%
Overvotes	0	
Undervotes	1,146	
Contest Totals	6,195	

Member of Board of Education Fremont CSD

Vote For 2

	TOTAL	VOTE %
Lori Ann Bloom	2,399	38.81%
Rodney Kusic	1,073	17.36%
Thomas Price	2,709	43.83%
Total Votes Cast	6,181	100.00%
Overvotes	4	
Undervotes	3,291	
Contest Totals	9,476	

Member of Governing Board of ESC North Point ESC

Vote For 2

	TOTAL	VOTE %
Eileen P. Bulan	186	100.00%
No Valid Petition Filed	0	0.00%
Total Votes Cast	186	100.00%
Overvotes	0	
Undervotes	434	
Contest Totals	620	

Member of Board of Education Old Fort LSD

Vote For 3

	TOTAL	VOTE %
Evan Baker	23	17.83%
Larry Bowman	15	11.63%
Andrea Hoerig	18	13.95%
April J. Hull	27	20.93%
Mandy Stacy	26	20.16%
Valerie V. Steyer	20	15.50%
Total Votes Cast	129	100.00%
Overvotes	0	
Undervotes	27	
Contest Totals	156	

Member of Board of Education Margaretta LSD

Vote For 3

	TOTAL	VOTE %
George I. Harkness	107	13.49%
Joshua M. Hula	136	17.15%
Kent D. Miller	122	15.38%
Paul W. Schoenegge	116	14.63%
Gary Smith	127	16.02%
Angie Tucker	185	23.33%
Total Votes Cast	793	100.00%
Overvotes	0	
Undervotes	137	
Contest Totals	930	

Member of Board of Education Gibsonburg EVSD

Vote For 3

	TOTAL	VOTE %
Justin E. Chafin	292	12.64%
Sheryl Krotzer	666	28.82%
Caesar L. Mendoza	647	28.00%
Samantha Widmer	706	30.55%
Total Votes Cast	2,311	100.00%
Overvotes	3	
Undervotes	530	
Contest Totals	2,844	

Member of Board of Education Lakota Local School District

Vote For 3

	TOTAL	VOTE %
Fred E. Keith, Jr.	229	35.29%
Timothy K. Woodruff	265	40.83%
Write-In Totals	155	23.88%
Write-In: Nancy Timmons	151	23.27%
Write-In: Invalid	4	0.62%
Not Assigned	0	0.00%
Total Votes Cast	649	100.00%
Overvotes	0	
Undervotes	623	
Contest Totals	1,272	

Member of Board of Education Woodmore LSD

Vote For 2

	TOTAL	VOTE %
Jan Busdeker	350	92.11%
Write-In Totals	30	7.89%
Write-In: Invalid	16	4.21%
Write-In: Aaron Miller	14	3.68%
Not Assigned	0	0.00%
Total Votes Cast	380	100.00%
Overvotes	0	
Undervotes	512	
Contest Totals	892	

Member of Board of Education UTE 12-31-23 Woodmore LSD

Vote For 1

	TOTAL	VOTE %
James Boss	310	100.00%
Total Votes Cast	310	100.00%
Overvotes	0	
Undervotes	136	
Contest Totals	446	

Sandusky County Tax Levy Criminal Justice Services

Vote For 1

	TOTAL	VOTE %
For the Tax Levy	6,086	63.30%
Against the Tax Levy	3,529	36.70%
Total Votes Cast	9,615	100.00%
Overvotes	4	
Undervotes	177	
Contest Totals	9,796	

City of Bellevue Tax Levy Parks

Vote For 1

	TOTAL	VOTE %
For the Tax Levy	377	76.16%
Against the Tax Levy	118	23.84%
Total Votes Cast	495	100.00%
Overvotes	0	
Undervotes	4	
Contest Totals	499	

Fremont City Municipal Income Tax

Vote For 1

	TOTAL	VOTE %
FOR THE INCOME TAX	851	45.19%
AGAINST THE INCOME TAX	1,032	54.81%
Total Votes Cast	1,883	100.00%
Overvotes	1	
Undervotes	26	
Contest Totals	1,910	

Village of Burgoon Tax Levy Current Expenses

Vote For 1

	TOTAL	VOTE %
For the Tax Levy	28	82.35%
Against the Tax Levy	6	17.65%
Total Votes Cast	34	100.00%
Overvotes	0	
Undervotes	0	
Contest Totals	34	

Helena Village Tax Levy Current Expenses

Vote For 1

	TOTAL	VOTE %
For the Tax Levy	22	38.60%
Against the Tax Levy	35	61.40%
Total Votes Cast	57	100.00%
Overvotes	0	
Undervotes	0	
Contest Totals	57	

Ballville Township Tax Levy Fire

Vote For 1

	TOTAL	VOTE %
For the Tax Levy	1,283	77.34%
Against the Tax Levy	376	22.66%
Total Votes Cast	1,659	100.00%
Overvotes	0	
Undervotes	9	
Contest Totals	1,668	

Green Creek Township Tax Levy Fire

Vote For 1

	TOTAL	VOTE %
For the Tax Levy	585	82.86%
Against the Tax Levy	121	17.14%
Total Votes Cast	706	100.00%
Overvotes	0	
Undervotes	4	
Contest Totals	710	

Jackson Township Tax Levy Current Expenses

Vote For 1

	TOTAL	VOTE %
For the Tax Levy	204	66.89%
Against the Tax Levy	101	33.11%
Total Votes Cast	305	100.00%
Overvotes	0	
Undervotes	6	
Contest Totals	311	

Sandusky Township Tax Levy Fire

Vote For 1

	TOTAL	VOTE %
For the Tax Levy	504	74.56%
Against the Tax Levy	172	25.44%
Total Votes Cast	676	100.00%
Overvotes	0	
Undervotes	4	
Contest Totals	680	

Scott Township Tax Levy Fire

Vote For 1

	TOTAL	VOTE %
For the Tax Levy	171	82.21%
Against the Tax Levy	37	17.79%
Total Votes Cast	208	100.00%
Overvotes	1	
Undervotes	1	
Contest Totals	210	

Scott Township Tax Levy Refuse

Vote For 1

	TOTAL	VOTE %
For the Tax Levy	161	77.03%
Against the Tax Levy	48	22.97%
Total Votes Cast	209	100.00%
Overvotes	0	
Undervotes	1	
Contest Totals	210	

Local Option South Ridge Market York B

Vote For 1

	TOTAL	VOTE %
Yes	197	77.56%
No	57	22.44%
Total Votes Cast	254	100.00%
Overvotes	0	
Undervotes	2	
Contest Totals	256	

Old Fort LSD Tax Levy Old Fort LSD

Vote For 1

	TOTAL	VOTE %
For the Tax Levy	33	63.46%
Against the Tax Levy	19	36.54%
Total Votes Cast	52	100.00%
Overvotes	0	
Undervotes	0	
Contest Totals	52	