

Election Summary with Group Detail
2022 August Primary Election
August 2, 2022

Unofficial Results

Sandusky County, Ohio

STATISTICS

	TOTAL	Election Day	In Office	Absentee	Provisional
Election Day Precincts Reporting	58 of 58	58	0	0	0
Registered Voters - Total	39,768				
Registered Voters - DEMOCRATIC	4,748				
Registered Voters - REPUBLICAN	11,046				
Registered Voters - NONPARTISAN	23,974				
Ballots Cast - Total	3,113	2,492	324	297	0
Ballots Cast - DEMOCRATIC	1,240	908	186	146	0
Ballots Cast - REPUBLICAN	1,873	1,584	138	151	0
Ballots Cast - NONPARTISAN	0	0	0	0	0
Voter Turnout - Total	7.83%				
Voter Turnout - DEMOCRATIC	26.12%				
Voter Turnout - REPUBLICAN	16.96%				
Voter Turnout - NONPARTISAN	0.00%				

Election Summary with Group Detail
 2022 August Primary Election
 August 2, 2022

Unofficial Results

Sandusky County, Ohio

Dem Member of State Central Committee, Man 26th Dist

Vote For 1

	TOTAL	VOTE %	Election Day	In Office	Absentee	Provisional
Candidate Withdrew	298	26.40%	230	35	33	0
Randy Weston	831	73.60%	603	130	98	0
Total Votes Cast	1,129	100.00%	833	165	131	0
Overvotes	5		4	0	1	0
Undervotes	106		71	21	14	0
Contest Totals	1,240		908	186	146	0

Dem Member of State Central Committee, Woman 26th Dist

Vote For 1

	TOTAL	VOTE %	Election Day	In Office	Absentee	Provisional
Kathleen A. Nalley	786	65.34%	565	145	76	0
Carolyn Weston	417	34.66%	319	38	60	0
Total Votes Cast	1,203	100.00%	884	183	136	0
Overvotes	0		0	0	0	0
Undervotes	37		24	3	10	0
Contest Totals	1,240		908	186	146	0

Dem State Representative 88th Dist

Vote For 1

	TOTAL	VOTE %	Election Day	In Office	Absentee	Provisional
Write-In Totals	449	100.00%	262	99	88	0
Write-In: Dianne Selvey	0	0.00%	0	0	0	0
Write-In: Invalid	0	0.00%	0	0	0	0
Not Assigned	449	100.00%	262	99	88	0
Total Votes Cast	449	100.00%	262	99	88	0
Overvotes	0		0	0	0	0
Undervotes	791		646	87	58	0
Contest Totals	1,240		908	186	146	0

Election Summary with Group Detail
 2022 August Primary Election
 August 2, 2022

Unofficial Results

Sandusky County, Ohio

Rep Member of State Central Committee, Man 26th Dist

Vote For 1

	TOTAL	VOTE %	Election Day	In Office	Absentee	Provisional
Charles A. Knight	814	45.63%	676	70	68	0
Raymond Metzger	430	24.10%	379	25	26	0
Jonathan Zucker	540	30.27%	458	34	48	0
Total Votes Cast	1,784	100.00%	1,513	129	142	0
Overvotes	2		0	1	1	0
Undervotes	87		71	8	8	0
Contest Totals	1,873		1,584	138	151	0

Rep Member of State Central Committee, Woman 26th Dist

Vote For 1

	TOTAL	VOTE %	Election Day	In Office	Absentee	Provisional
Lisa Cooper	1,665	100.00%	1,405	128	132	0
Total Votes Cast	1,665	100.00%	1,405	128	132	0
Overvotes	0		0	0	0	0
Undervotes	208		179	10	19	0
Contest Totals	1,873		1,584	138	151	0

Rep State Representative 88th Dist

Vote For 1

	TOTAL	VOTE %	Election Day	In Office	Absentee	Provisional
Gary Click	1,697	100.00%	1,451	125	121	0
Total Votes Cast	1,697	100.00%	1,451	125	121	0
Overvotes	0		0	0	0	0
Undervotes	176		133	13	30	0
Contest Totals	1,873		1,584	138	151	0

**August 2, 2022 Primary/Special Election
Unofficial Certification of Results
Signature Form**

We, the undersigned Members of the Board of Elections of County indicated below, do hereby certify that the Unofficial Results of the Election (county specific and most-populous, if applicable) submitted to the Secretary of State's Office are valid and accurate, and and the number of absentee voters reconciles with the number of absentee ballots cast and counted.

Sandusky

County Name


IN WITNESS WHEREOF, we have subscribed our names officially on the date indicated below:

Aug 2, 2022

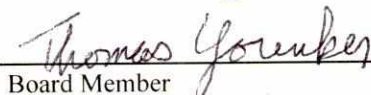
Today's Date

Prior to signing this form, please prepare an email to Results@OhioSoS.gov with the following attachments and check them off prior to signing the form ensuring the correct attachments are with the email:

- Summary Report (if a separate report from Group Detail. If this report is unavailable, please contact your vendor)
- Group Detail Report



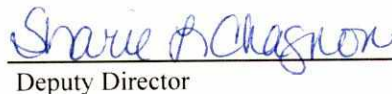
Director



Board Member



Board Member



Deputy Director



Board Member



Board Member
